


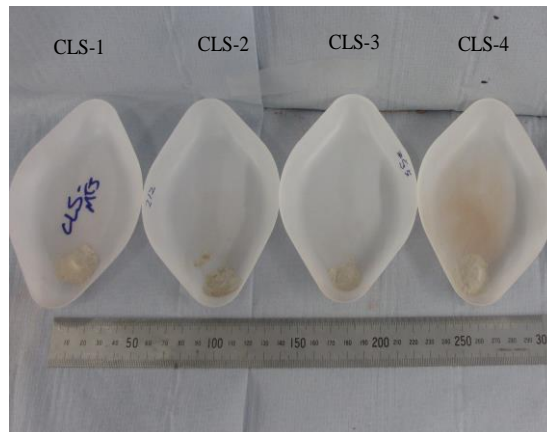
Appendix C: Photographs of Deformed Samples, Fracture Surfaces and Recovered Debris



(a) deformed samples




(b) failure surfaces of deformed samples




(c) debris recovered from failure surfaces of deformed samples

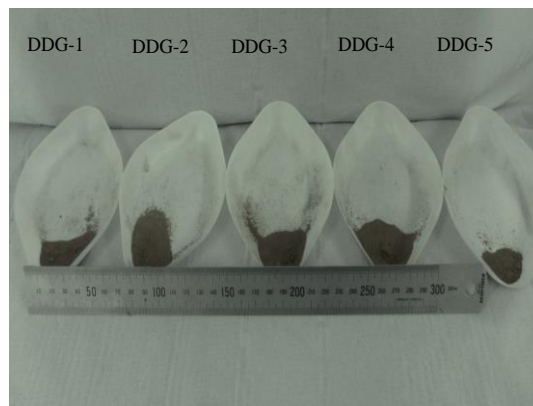
Figure C.1: Photographs of Clashach samples tested under multi-failure state test showing, (a) deformed samples, (b) failure surface of deformed samples and (c) debris recovered from deformed samples.



(a) deformed samples

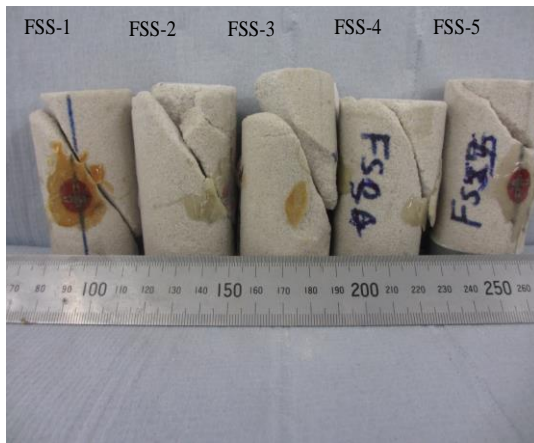


(b) failure surfaces of deformed samples



(c) debris recovered from failure surfaces of deformed samples


Figure C.2: Photographs of Doddington samples tested under multi-failure state test showing, (a) deformed samples, (b) failure surface of deformed samples and (c) debris recovered from deformed samples.



(a) deformed samples




(b) failure surfaces of deformed samples



(c) debris recovered from failure surfaces of deformed samples

Figure C.3: Photographs of Five Silica samples tested under multi-failure state test showing, (a) deformed samples, (b) failure surface of deformed samples and (c) debris recovered from deformed samples.



(a) deformed samples



(b) failure surfaces of deformed samples



(c) debris recovered from failure surfaces of deformed samples

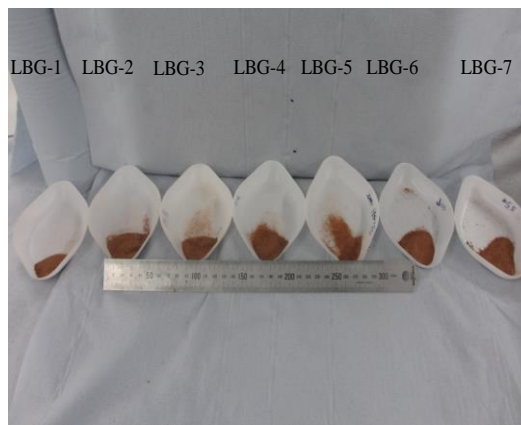
Figure C.4: Photographs Lochaline samples tested under multi-failure state test showing, (a) deformed samples, (b) failure surface of deformed samples and (c) debris recovered from deformed samples.



(a) deformed samples



(b) failure surfaces of deformed samples



(c) debris recovered from failure surfaces of deformed samples

Figure C.5: Photographs of Locharbriggs samples tested under multi-failure state test showing, (a) deformed samples, (b) failure surface of deformed samples and (c) debris recovered from deformed samples.